

VALUE THAT WORKS

GROUP PRODUCTS



Shantui Social

SHANTUI CONSTRUCTION MACHINERY CO., LTD.
ADD: No. 58, G327 Highway, Jining City, Shandong, CHINA
TEL: +86-537-2909369
FAX: +86-537-2311219
EMAIL: trade@shantui.com
WEB: www.shantui.com

SHANTUI



Engine Model: YANMAR 3TNV88F
Gross Power: 18.2kW/2200rpm
Operating Weight: 3,880kg

High Performance in a Compact Design

WALK-AROUND

SHANTUI

AUXILIARY PIPING

- The excavator standard comes with one set of auxiliary pipelines, and can also be equipped with a second set of auxiliary pipelines as optional to meet the requirements of various attachments.

LED LIGHT+ALARM LAMP



YANMAR ENGINE

- 1. Equipped with Japan Yanmar engine, meeting emission standards for Euro V, North America EPA 4, and national IV non-road mobile machinery, which is energy saving and environmental protection with strong power.
- 2. Adopting a load sensitive control hydraulic system, the system has high pressure, high efficiency, and fast action response.
- 3. Fully hydraulic pilot operated, with excellent handling performance.



AIR CONDITIONER

TELESCOPIC TRACK



- The travel motor has an automatic speed control function, so the travel efficiency is higher

CYLINDER PROTECTION PLATE

BOOM EXPLOSION-PROOF VALVE

FOLDABLE BLADE



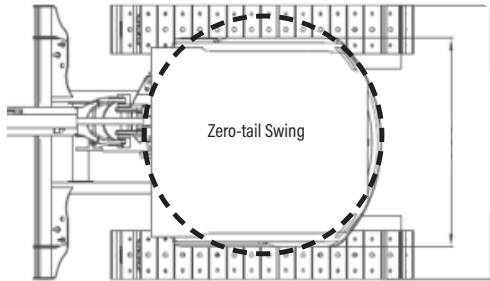
HIGH PERFORMANCE IN TIGHT CONDITIONS

A COMPACT MODEL WITH HIGH PERFORMANCE

The overall color combination is reasonable and beautiful, and the overall shape is small and exquisite, reflecting a familial and serialized style. It has multiple functions, excellent performance, smooth movements, and simple and practical operation.

Zero-tail Swing

With zero-tail swing, even the tightest space becomes an efficient work place. The tail always stays within the width of the tracks (when extended) and lets you turn the canopy throughout its 360-degree turning radius with complete confidence and safety. Starting point by developing our zero-tail SE36SR, balance, fast and smooth operation was our main target. It results in a compact excavator with excellent balance and comes to its full potential in urban environments, landscaping, and small demolition in and outside buildings.



Boom Swing

The swing frame adopts high-strength cast steel parts, with optimized structural components, making it sturdy and durable.

Auxiliary piping

Auxiliary piping is standard. A second set of auxiliary piping is also available as an option. It can meet the configuration of various attachments.



OPERATIONAL COMFORT

LARGE OPERATOR ENVIRONMENT WITH ERGONOMIC CONTROL LAYOUT

The SE36SR provides an uncompromised operator environment – which, together with excellent visibility, provides unmatched operator comfort and safety. This machine is built around the operator – providing optimal ergonomics for operators of all sizes.



The 7-inch intelligent touch screen is used to integrate rich functions. And fuller and more intelligent human-computer interaction is also realized to enhance the operating experience.



The design of the instrument position is more ergonomic, making it more convenient and comfortable to use.




Emergency brake button

EASY ACCESS FOR MAINTENANCE

EASY SERVICE ACCESS

SE36SR is developed with taking particular attention to ease of service access. With a single access point for the daily maintenance of all main components, fuel level gauge and refuelling through the lockable cap.

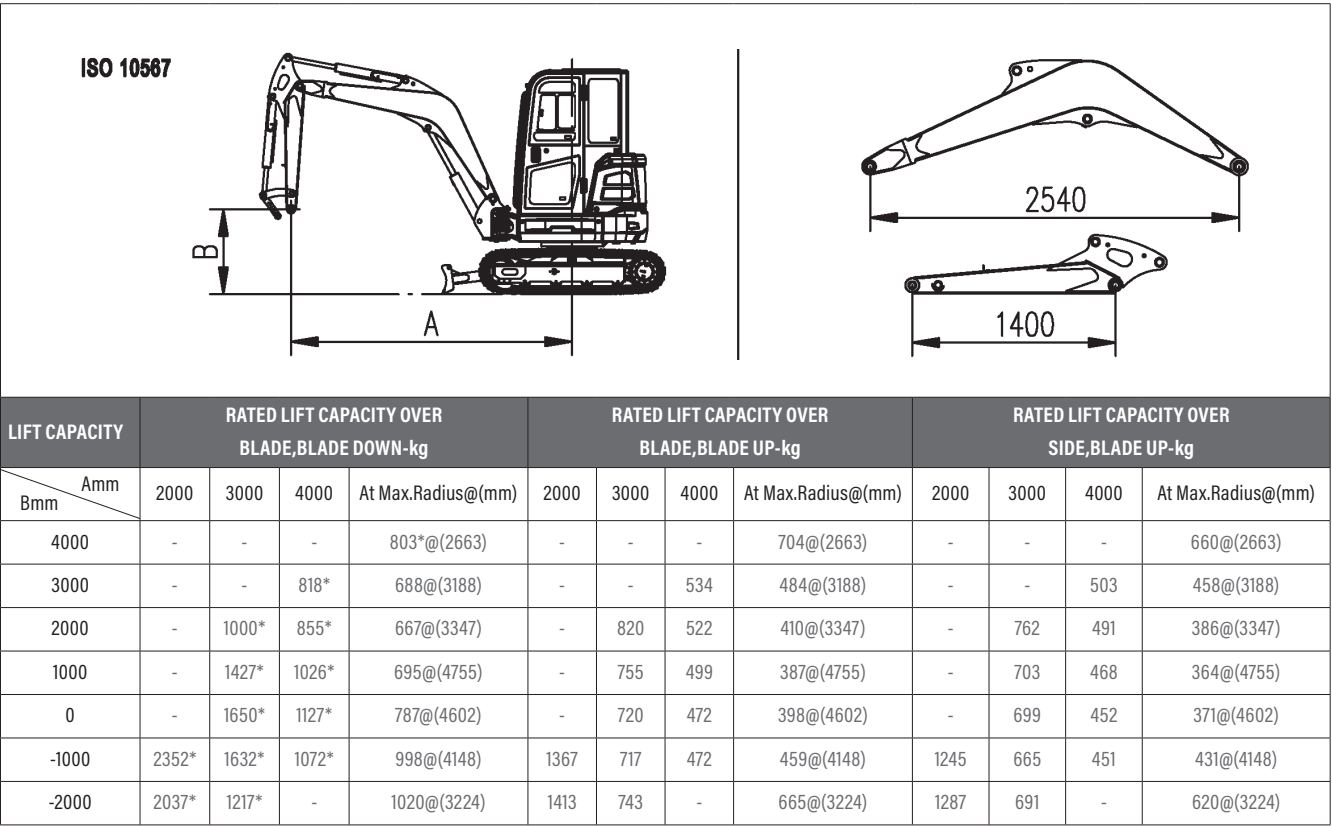


EASY MAINTENANCE

- Fuel filter
- Water seperator
- Air filter
- Engine oil fiter
- Engine oil level check
- Coolant
- Start motor
- DC generator
- Battery
- Main switch
- Radiator & Oil cooler

The SE36SR is designed for lower maintenance cost with longer service intervals- resulting in more machine availability on-site. Meanwhile, skilled SHANTUI-trained technicians are available to provide extra support when needed.

LIFTING CAPACITY FORM



NOTICE:

1.Please refer to the Operator's Manual for other details.

2.According to ISO10567,the rated load is 75% of the effective static tipping load,or 87%(*)of the rated hydraulic lifting load (the standard value is the smaller one).It's able to turn 360 degrees and work on the flat ground.

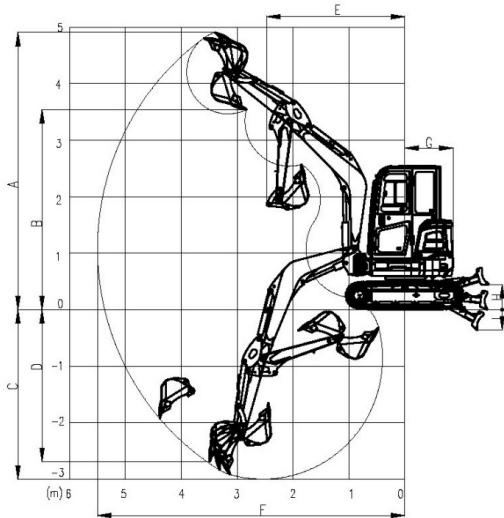
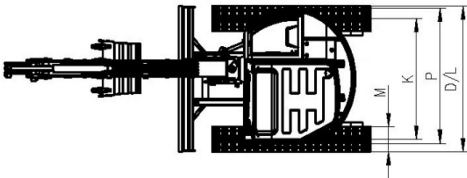
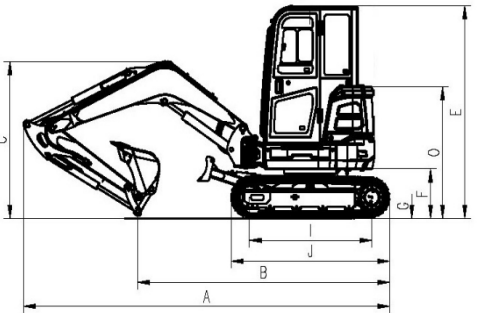
3.Lift capacity stays with ±5% for all available track shoes.

SPECIFICATIONS

ENGINE	
Model	YANMAR 3TNV88F
Type	Three cylinder direct injection
No. of cylinder	3
Emission	EPA Tier 4 Final/Europe Stage V
Displacement	1.642L
Power output	18.2kW/2200rpm
HYDRAULIC SYSTEM	
Type	Variable plunger pump
Max. hydraulic flow	96.8L/min
DIGGING FORCE (ISO6015)	
Bucket digging force	30.4kN
Arm digging force	18.2kN
BUCKET	
Type	Backhoe bucket
Bucket capacity	0.12m³
Bucket width	650mm
DRIVE SYSTEM	
Carrier roller qty	1×2
Track roller qty	2×4
Track shoes	2×44
Travel speed	2.4/4.4 km/h
Ground clearance	1295mm
Grade ability	≤30°
SWING SYSTEM	
Swing speed	0-9r/min
REFILLING CAPACITIES & LUBRICATIONS	
Fuel tank	50L
Cooling system	7L
Engine oil	6.7L
Hydraulic oil tank	40L
System Capacity	40L
OPERATING WEIGHT AND GROUND PRESSURE	
Shoe width	300mm
Ground pressure	32kPa
Operating weight	3880kg

WORKING RANGE		mm
A	Max. digging height	4910
B	Max. dumping height	3545
C	Max. digging depth	3000
D	Max. vertical digging depth	2690
E	Max. digging distance	2475
F	Max. digging radius at ground level	5500
G	Tail swing radius	860
H	Maximum Dozer Lift Height	445
I	Maximum Dozer Dig Depth	370

DIMENSIONS (Boom: 2540mm Arm:1400mm)		mm
A	Overall length	4880
B	Ground contact length (Transportation)	3360
C	Overall height(to top of boom)	1880
D	Overall width	1740
E	Overall height(to top of cab)	2550
F	Counter weight ground clearance	595
G	Ground clearance	295
H	Tail swing radius	860
I	Crawler wheel base	1635
J	Track length	2155
K	Track gauge	1440
L	Track width	1740
M	Shoe width	300
O	Bonnet height	1550
P	Revolving frame width	1615



* The specifications are subject to change without notice. The pictures may include options. The actual color & appearance of the product may differ from what is shown.